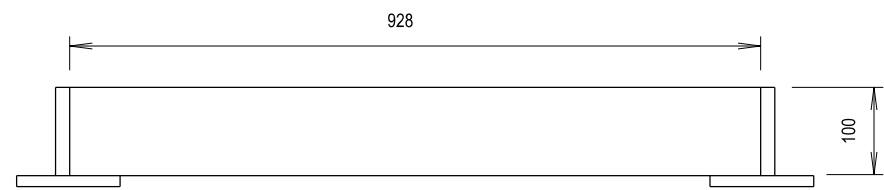
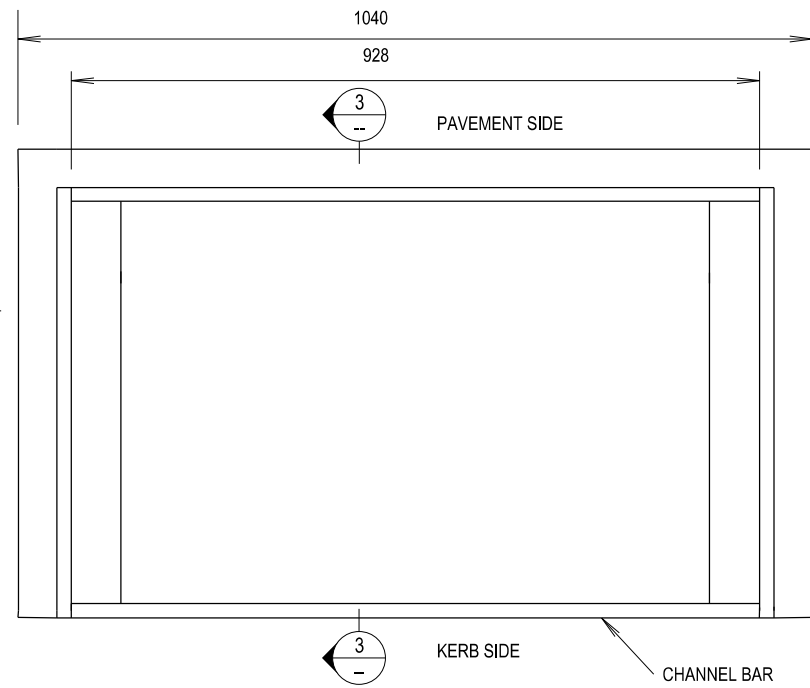


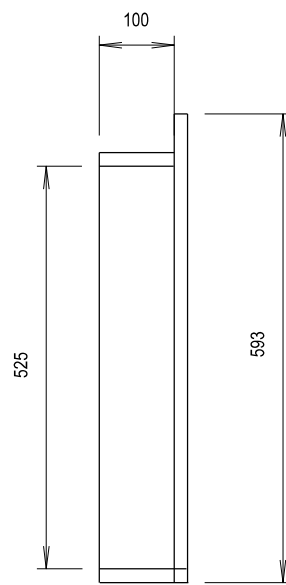
THIS DRAWING MAY BE PREPARED IN COLOUR AND MAY BE INCOMPLETE IF COPIED
50mm ON A3 SIZE ORIGINAL



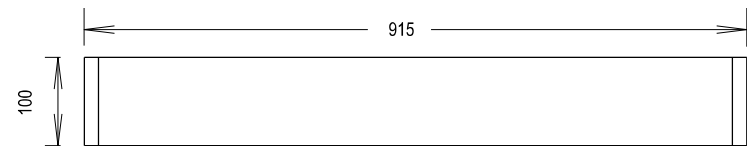
SECTION 4
NOT TO SCALE



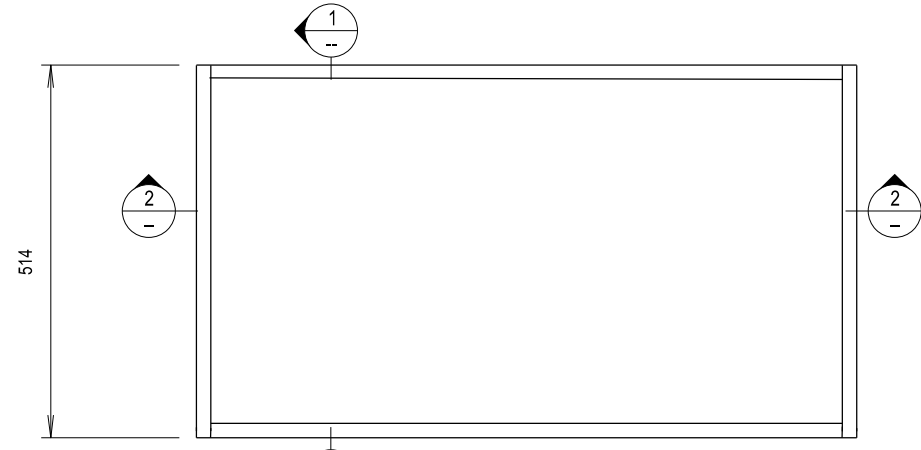
PLAN
WELDED STEEL FRAME



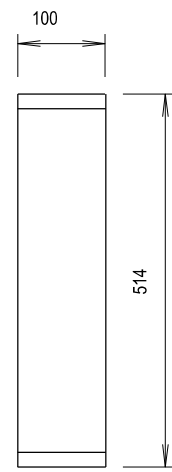
SECTION 3
NOT TO SCALE



SECTION 2
NOT TO SCALE



PLAN
WELDED STEEL GRATING



SECTION 1
NOT TO SCALE

ALL DIMENSIONS ARE IN MILLIMETRES UNLESS OTHERWISE SHOWN

QR CODE	SCAN TO CHECK DOCUMENT VER.	REV	DATE	AMENDMENT / REVISION DESCRIPTION	WVR No.	APPROVAL

SCALES ON A3 SIZE DRAWING	CONTACT DETAILS
	SEND FEEDBACK ON THIS STANDARD DRAWING TO : technologystandards@rms.nsw.gov.au

ISSUED	DATE
SFR MANAGER ROAD POLICY, SPECIFICATIONS & TECHNOLOGY	20.01.17

Transport Roads & Maritime Services

PREPARED BY
ENGINEERING SERVICES
ROAD POLICY, SPECIFICATIONS AND
AND TECHNOLOGY

STANDARD DRAWING		A3
ROAD DESIGN ENGINEERING		
R0220 STORMWATER DRAINAGE SERIES - GULLY PITS		
STANDARD GULLY PIT TYPE SA (Large) GRATINGS AND FRAMES		
STANDARD DRAWING No. R0220-04		REV. -
STATUS ISSUED	EDMS No. DS2014/005824	ORIGINAL ISSUE DATE JANUARY 2017