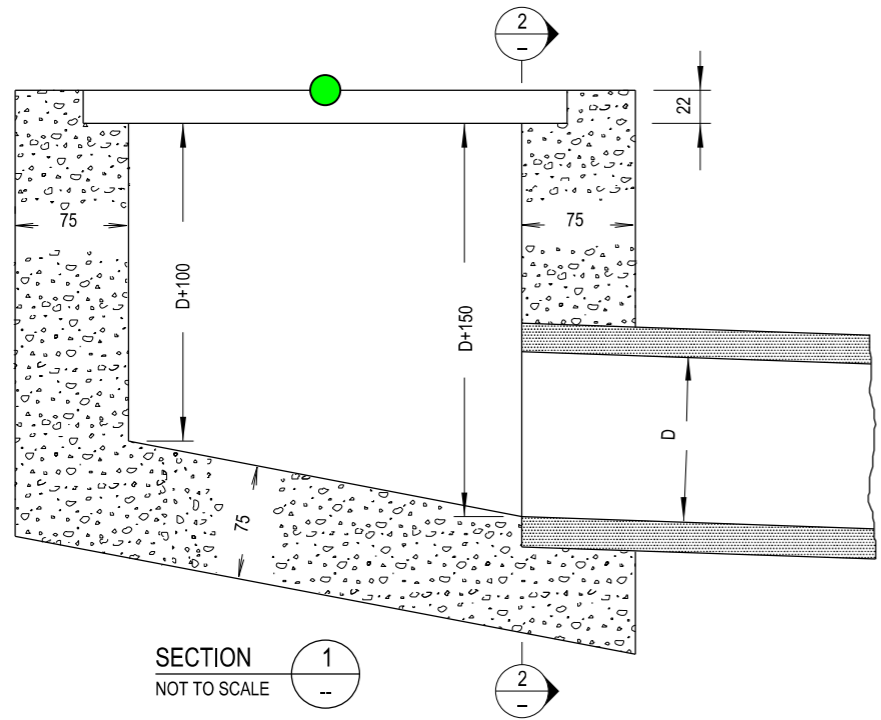
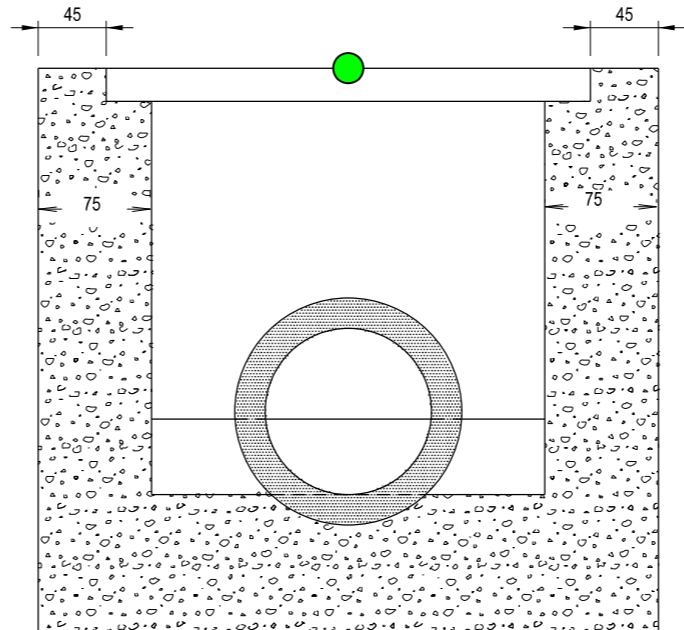


THIS DRAWING MAY BE PREPARED IN COLOUR AND MAY BE INCOMPLETE IF COPIED

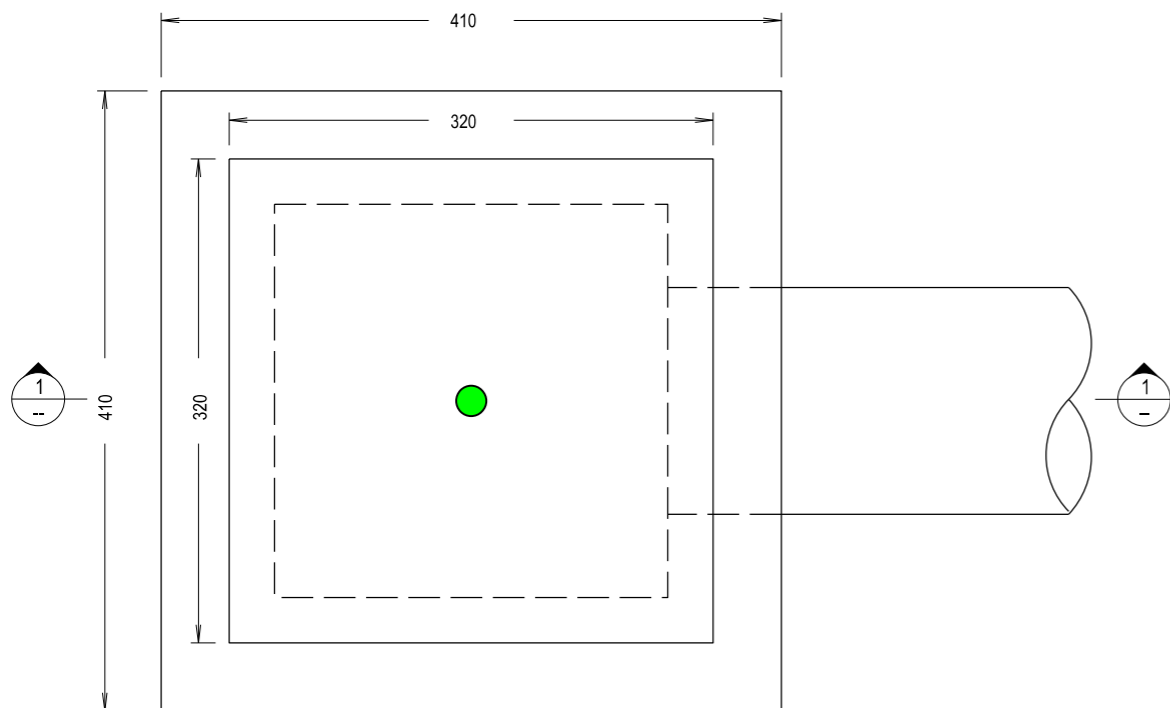
50mm ON A3 SIZE ORIGINAL



SECTION 1
NOT TO SCALE



SECTION 2
NOT TO SCALE



PLAN
(GRATE REMOVED)

NOTES

1. CONCRETE GRADE N25
2. LOCATION AND LEVEL OF REFERENCE POINT SHOWN ON DESIGN PLANS.
3. STEEL GRATES AND FRAMES ARE TO BE FABRICATED FROM MILD STEEL AND HOT DIP GALVANISED.
4. GRATING PATTERN AND BAR SIZES MAY VARY BUT SHALL BE CLASS D AND BICYCLE SAFE IN ACCORDANCE WITH AS 3996 UNLESS OTHERWISE STATED.
5. DETAILS OF APPROPRIATE GRATING AND FRAME STRUCTURES ARE AVAILABLE THROUGH SOURCING PROPRIETARY PRODUCTS.

ALL DIMENSIONS ARE IN MILLIMETRES UNLESS OTHERWISE SHOWN

QR CODE	SCAN TO CHECK DOCUMENT VER.	REV	DATE	AMENDMENT / REVISION DESCRIPTION	WVR No.	APPROVAL	SCALES ON A3 SIZE DRAWING	CONTACT DETAILS	ISSUED	DATE	PREPARED BY	STANDARD DRAWING No.	REV.
								SEND FEEDBACK ON THIS STANDARD DRAWING TO : technologystandards@rms.nsw.gov.au	SFR	20.01.17	ENGINEERING SERVICES ROAD POLICY, SPECIFICATIONS AND AND TECHNOLOGY	R0220-34	-
												EDMS No. DS2014/005854	ORIGINAL ISSUE DATE JANUARY 2017

**Transport
Roads & Maritime
Services**

STANDARD DRAWING
 ROAD DESIGN ENGINEERING
 R0220 STORMWATER DRAINAGE SERIES - GULLY PITS
 STANDARD FOOTPATH GULLY PIT
 SHEET 1 OF 1