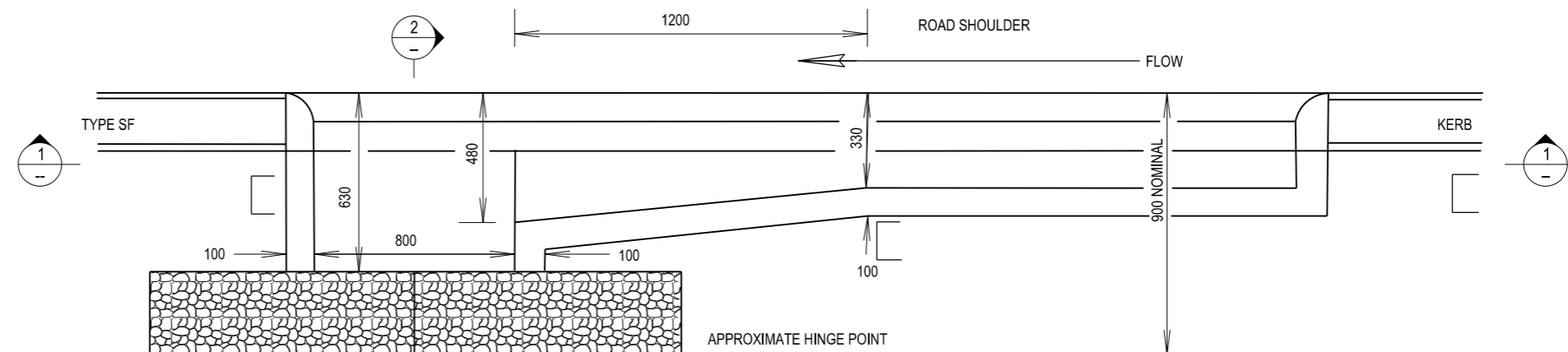
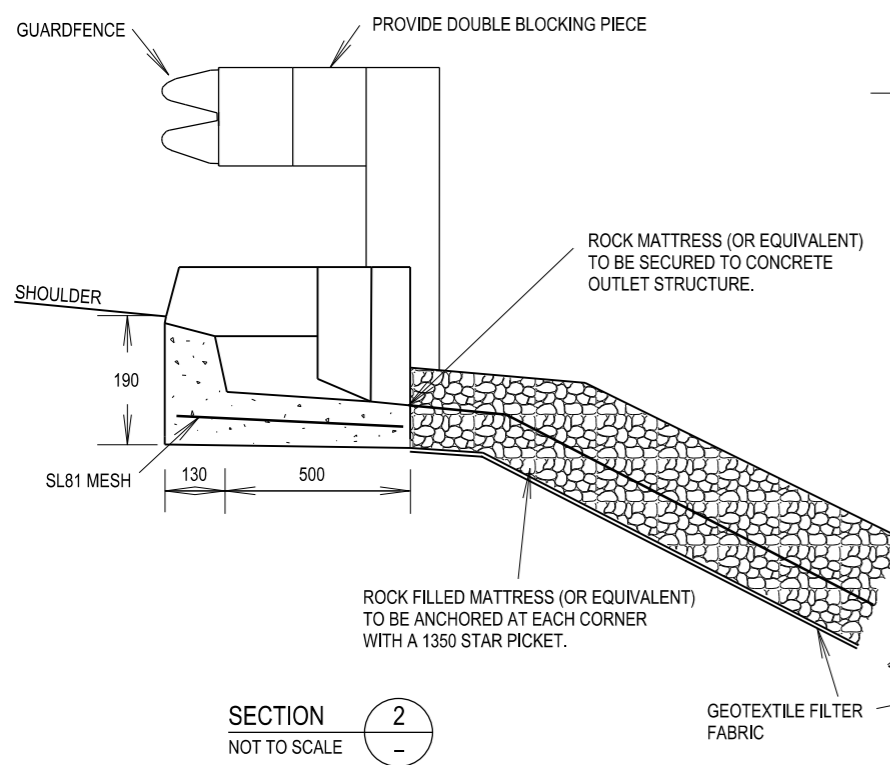


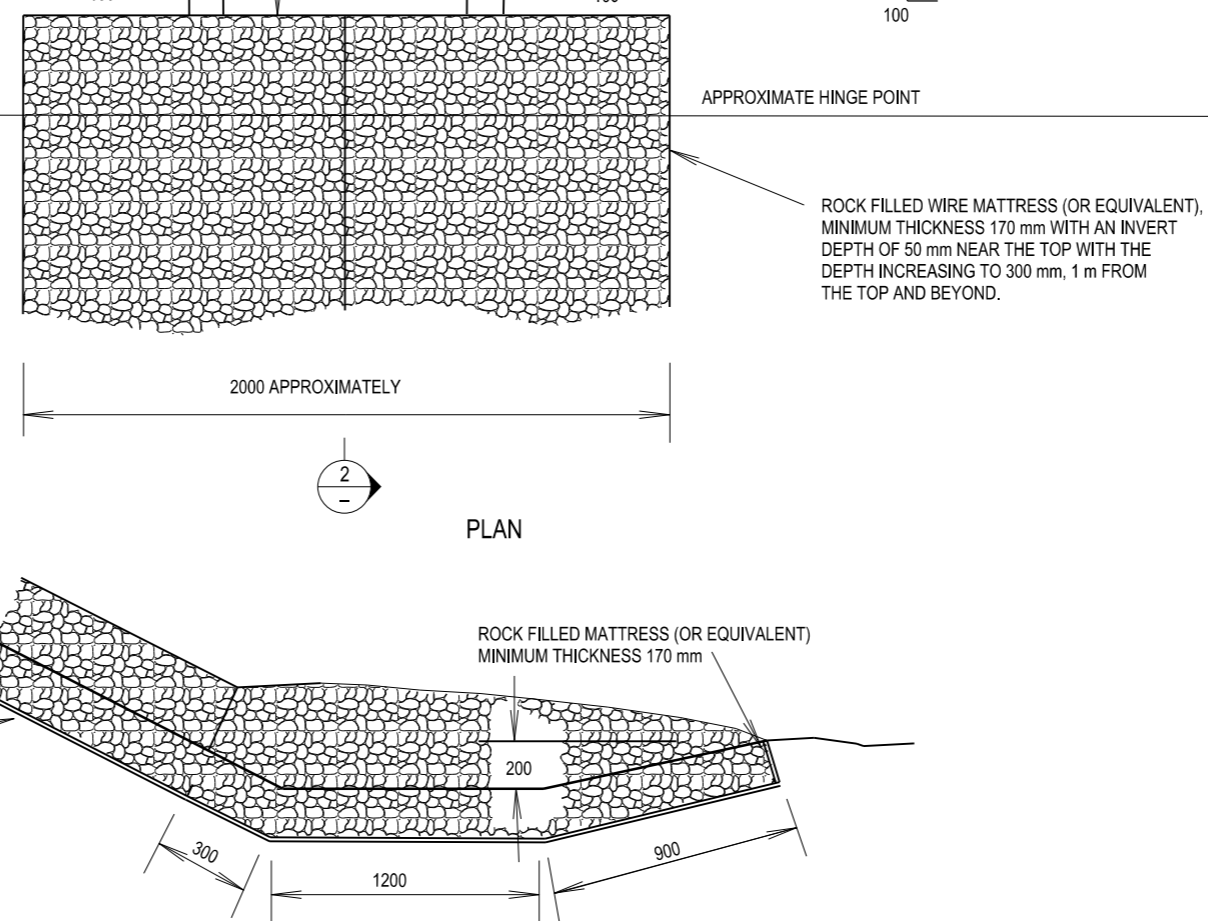
SECTION 1
NOT TO SCALE



PLAN



SECTION 2
NOT TO SCALE



DETAIL OF SPILLWAY OUTLET

NOTES

1. CONCRETE STRENGTH N25.
2. CONSTRUCT GULLY PIT TO SUIT DIRECTION OF FLOW.
3. PLACE GEOTEXTILE FILTER FABRIC AS SPECIFIED UNDER ALL ROCK FILLED WIRE MATTRESS.
4. ON ROCK FACED BATTERS TERMINATE DRAIN AT TOP OF ROCK FACING.

THIS DRAWING MAY BE PREPARED IN COLOUR AND MAY BE INCOMPLETE IF COPIED

QR CODE		SCAN TO CHECK DOCUMENT VER.		REV	DATE	AMENDMENT / REVISION DESCRIPTION	WVR No.	APPROVAL	ALL DIMENSIONS ARE IN MILLIMETRES UNLESS OTHERWISE SHOWN		ISSUED	Transport Roads & Maritime Services	STANDARD DRAWING ROAD DESIGN ENGINEERING R0230 STORMWATER DRAINAGE SERIES - BATTER DRAINS TYPE SF KERB OUTLET WITH EMBANKMENT BATTER SLOPE DRAIN SHEET 1 OF 1		A3	
									SCALES ON A3 SIZE DRAWING CONTACT DETAILS SEND FEEDBACK ON THIS STANDARD DRAWING TO : technologystandards@rms.nsw.gov.au	SFR MANAGER ROAD POLICY, SPECIFICATIONS & TECHNOLOGY DATE 20.01.17	PREPARED BY ENGINEERING SERVICES ROAD POLICY, SPECIFICATIONS AND AND TECHNOLOGY		STANDARD DRAWING No. R0230-03	STATUS ISSUED	EDMS No. DS2014/005876	ORIGINAL ISSUE DATE JANUARY 2017