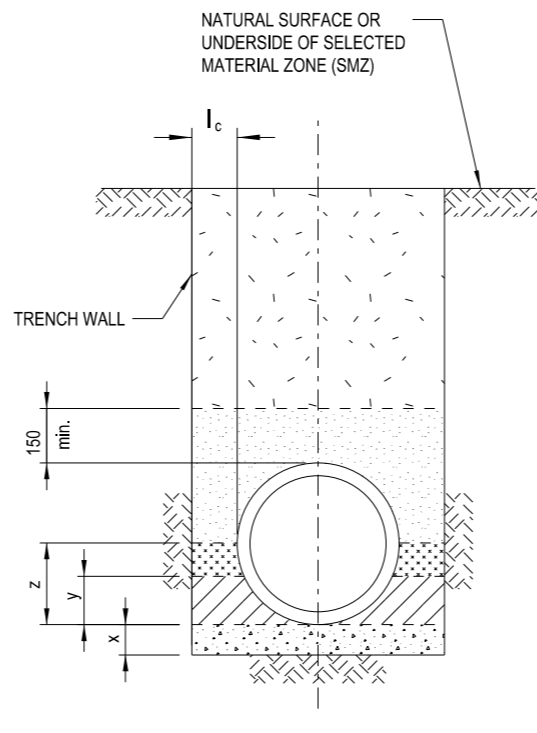


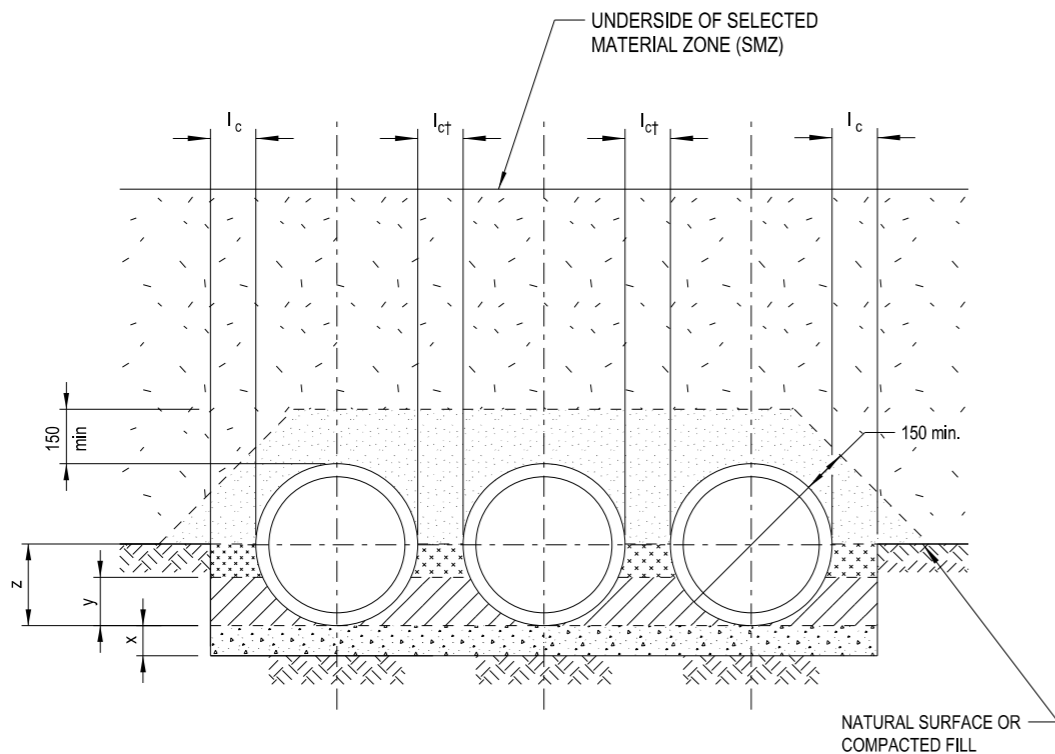
EMBANKMENT CONDITION



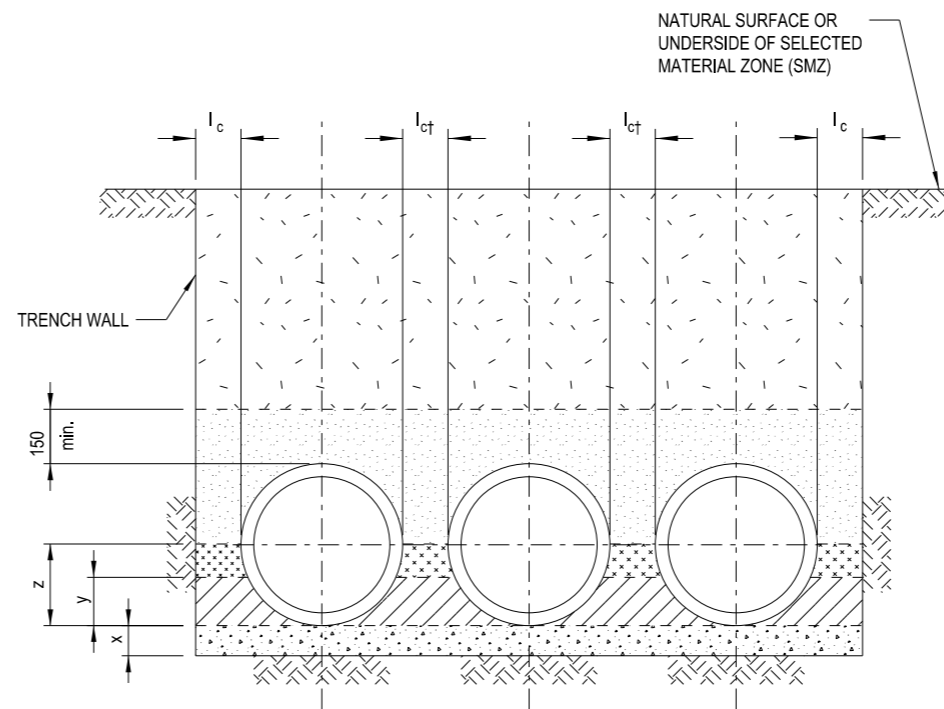
TRENCH CONDITION

INSTALLATION CONDITION - SINGLE PIPE

PIPE SIZE (mm)	MINIMUM DEPTH (mm)			MINIMUM DISTANCE (mm)			
	BED	HAUNCH	SIDE	SELECT FILL		CLSM	
	x	y	z-y	I _c	I _{ct}	I _c	I _{ct}
375	100	170	110	400	450	130	150
450	100	200	130	400	450	130	160
525	100	220	150	400	450	140	170
600	100	250	170	400	500	140	180
675	100	280	190	400	500	150	190
750	100	310	210	450	500	150	200
825	100	330	220	450	500	150	200
900	100	360	240	450	500	160	210
1 050	100	420	280	450	500	160	220
1 200	100	470	310	450	550	170	230
1 350	150	510	340	450	550	170	240
1 500	150	580	390	450	600	190	280
1 650	150	630	420	450	600	190	280
1 800	150	680	370	450	600	200	290
2 100	150	710	470	450	600	200	290



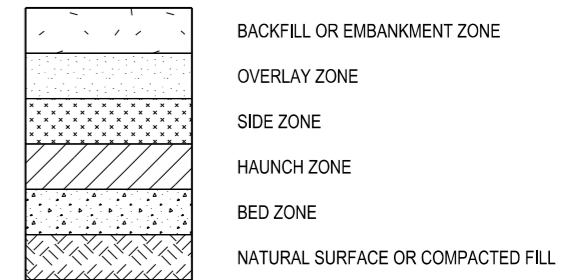
EMBANKMENT CONDITION



TRENCH CONDITION

INSTALLATION CONDITION - MULTIPLE PIPE

LEGEND



NOTES

- WHERE THE PIPE INSTALLATION CONDITION IS SPECIFIED AS EITHER "TRENCH CONDITION" OR "EMBANKMENT CONDITION", CONSTRUCT FIRST THE EMBANKMENT IN ACCORDANCE WITH CLAUSE 4.3.1 OF ROADS AND MARITIME SERVICES SPECIFICATION R11 PRIOR TO EXCAVATION OF THE TRENCH FOR THE PIPE INSTALLATION.
- WHERE THE MINIMUM DISTANCE BETWEEN INDIVIDUAL PIPES OR BETWEEN PIPES AND TRENCH WALLS SPECIFIED FOR STANDARD INSTALLATIONS IN THE TABLE ABOVE CANNOT BE ACHIEVED, A CONTROLLED LOW STRENGTH MATERIAL (CLSM) MAY BE USED, UTILISING THE LESSER DISTANCES SET OUT FOR CLSM INSTALLATION IN THE TABLE ABOVE. SEE AS 3725 APPENDIX A, FOR CLSM REQUIREMENTS.

THIS DRAWING MAY BE PREPARED IN COLOUR AND MAY BE INCOMPLETE IF COPIED

QR CODE SCAN TO CHECK DOCUMENT VER.		REV	DATE	AMENDMENT / REVISION DESCRIPTION	WVR No.	APPROVAL	ALL DIMENSIONS ARE IN MILLIMETRES UNLESS OTHERWISE SHOWN	CONTACT DETAILS SEND FEEDBACK ON THIS STANDARD DRAWING TO : technologystandards@rms.nsw.gov.au	ISSUED SFR MANAGER ROAD POLICY, SPECIFICATIONS & TECHNOLOGY DATE 20.01.17	Transport Roads & Maritime Services	STANDARD DRAWING ROAD DESIGN ENGINEERING R0240 STORMWATER DRAINAGE SERIES - PIPES TYPE HS3 CONDITIONS SHEET 1 OF 1	STANDARD DRAWING No. R0240-01 STATUS ISSUED EDMS No. DS2014/005787 ORIGINAL ISSUE DATE JANUARY 2017	A3 REV. - © Roads and Maritime Services
SCALES ON A3 SIZE DRAWING ROAD POLICY, SPECIFICATIONS AND							PREPARED BY						