


# AB-triple access in NSW

Transport for NSW | August 2020


**AB-triple Combination with Tandem Axle Dolly**  
Length: 36.5 metres



20.0t	20.0t	16.5t	20.0t	16.5t	6.0t <sup>1,2</sup>
<b>GML Total Combination Mass: 99.0t<sup>1,2</sup></b>					
21.0t	21.0t	17.0t	21.0t	17.0t	6.0t <sup>1,2</sup>
<b>CML Total Combination Mass: 101.0t<sup>1,2</sup></b>					
22.5t	22.5t	17.0t	22.5t	17.0t	6.0t <sup>1,2</sup>
<b>HML Total Combination Mass: 107.5t<sup>1,2</sup></b>					

- Increase mass by 0.5 tonnes for a Complying Steer Axle.
- Increase mass by 0.7 tonnes for a prime mover forming part of a road train with tyres of at least 375mm.

**AB-triple Combination with Tri-axle Dolly**  
Length: 36.5 metres



20.0	20.0t	20.0t	20.0t	16.5t	6.0t <sup>1,2</sup>
<b>GML Total Combination Mass: 102.5t<sup>1,2</sup></b>					
21.0t	21.0t	21.0t	21.0t	17.0t	6.0t <sup>1,2</sup>
<b>CML Total Combination Mass: 104.5t<sup>1,2</sup></b>					
22.5t	22.5t	22.5t	22.5t	17.0t	6.0t <sup>1,2</sup>
<b>HML Total Combination Mass: 113.0t<sup>1,2</sup></b>					

- Increase mass by 0.5 tonnes for a Complying Steer Axle.
- Increase mass by 0.7 tonnes for a prime mover forming part of a road train with tyres of at least 375mm.

## What is an AB-triple?

An AB-triple means a heavy combination consisting of a prime mover towing three trailers in which:

- the first semitrailer is connected to the prime mover by a roll coupled connection; and
- the second trailer is a dog trailer; and
- the third trailer is a semitrailer that is connected to the second trailer by the roll coupled connection on the second.

## What notices do I need to operate?

AB-triples in NSW are able to operate under the [National Class 2 Road Train Authorisation Notice 2020](#). The Notice works in conjunction with the [National Class 2 Train Operator's Guide](#) which contains further information about conditions and approved routes.

The following conditions apply to all AB-triples operating across NSW:

- A prime mover in an AB-triple must have an anti-lock braking system complying with third edition Australian Design Rule 64.

- An AB-triple is speed limited to a maximum of 90km/h or the sign-posted speed limit, whichever is lower.

Please note there are additional requirements for road trains operating east of the Newell Highway outlined below.



## How can I apply for access on non-approved routes?

Operators can make applications for access on non-approved routes via access permit through the [National Heavy Vehicle Regulator](#).

In line with the [Heavy Vehicle Access Policy Framework](#), Transport for NSW will only consider access for non-approved routes east of the Newell Highway for road trains with Performance Based Standards (PBS) Level 3 performance. However, temporary access will be considered for all road train types involved in drought relief tasks.

## Contact us

If you have any further questions, please contact Transport for NSW at:  
[roadfreight@transport.nsw.gov.au](mailto:roadfreight@transport.nsw.gov.au).

Road/area	General Mass Limits (GML)	Concessional Mass Limits (CML)	Higher Mass Limits (HML)	Livestock Loading Scheme (LLS)
West of the Newell Highway	No additional requirements	Enrolled in the <b>National Heavy Vehicle Access Scheme (NHVAS) Mass Management Accreditation Scheme</b>	Enrolled in the <b>NHVAS Mass Management Accreditation Scheme</b> Fitted with certified road friendly suspension	Must have a combined loading space for the carriage of animals not exceeding 28.2m Fitted with certified road friendly suspension
Newell Highway			Enrolled in the <b>Telematics Monitoring Application (TMA)</b> with Transport Certification Australia or the <b>Intelligent Access Program (IAP)</b> with Transport for NSW.	Enrolled in the <b>IAP</b> with Transport for NSW  Operator and vehicle enrolled in the <b>LLS</b> with Transport for NSW with a NSWLLS label displayed on the vehicle Driver of vehicle has completed the <b>LLS driver training course</b> and carries NSWLLS Driver Card
East of the Newell Highway	Enrolled in the <b>NHVAS Maintenance Management Accreditation Scheme</b>	Enrolled in the <b>NHVAS Maintenance Management Accreditation Scheme</b> Enrolled in the <b>NHVAS Mass Management Accreditation Scheme</b>	Enrolled in the <b>NHVAS Maintenance Management Accreditation Scheme</b> Enrolled in the <b>NHVAS Mass Management Accreditation Scheme</b> Fitted with certified road friendly suspension Enrolled in the <b>Telematics Monitoring Application (TMA)</b> with Transport Certification Australia or the <b>Intelligent Access Program (IAP)</b> with Transport for NSW.	Must have a combined loading space for the carriage of animals not exceeding 28.2m Fitted with certified road friendly suspension <b>Enrolled in the IAP</b> with Transport for NSW  Operator and vehicle <b>enrolled in the LLS</b> with Transport for NSW with a NSWLLS label displayed on the vehicle Driver of vehicle has completed the <b>LLS driver training course</b> and carries NSWLLS Driver Card
Network Map	GML/CML AB-triple network on the <b>Transport for NSW Restricted Access Vehicle Map</b>	GML/CML AB-triple network on the <b>Transport for NSW Restricted Access Vehicle Map</b>	HML AB-triple network on the <b>Transport for NSW Restricted Access Vehicle Map</b>	AB-triple network on the <b>Transport for NSW Livestock Loading Scheme Map</b>



This document contains important information about public transport projects in your area. If you require the services of an interpreter, please contact the Translating and Interpreting Service on **131 450** and ask them to call Transport for NSW on **1800 549 159**. The interpreter will then assist you with translation.