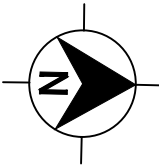
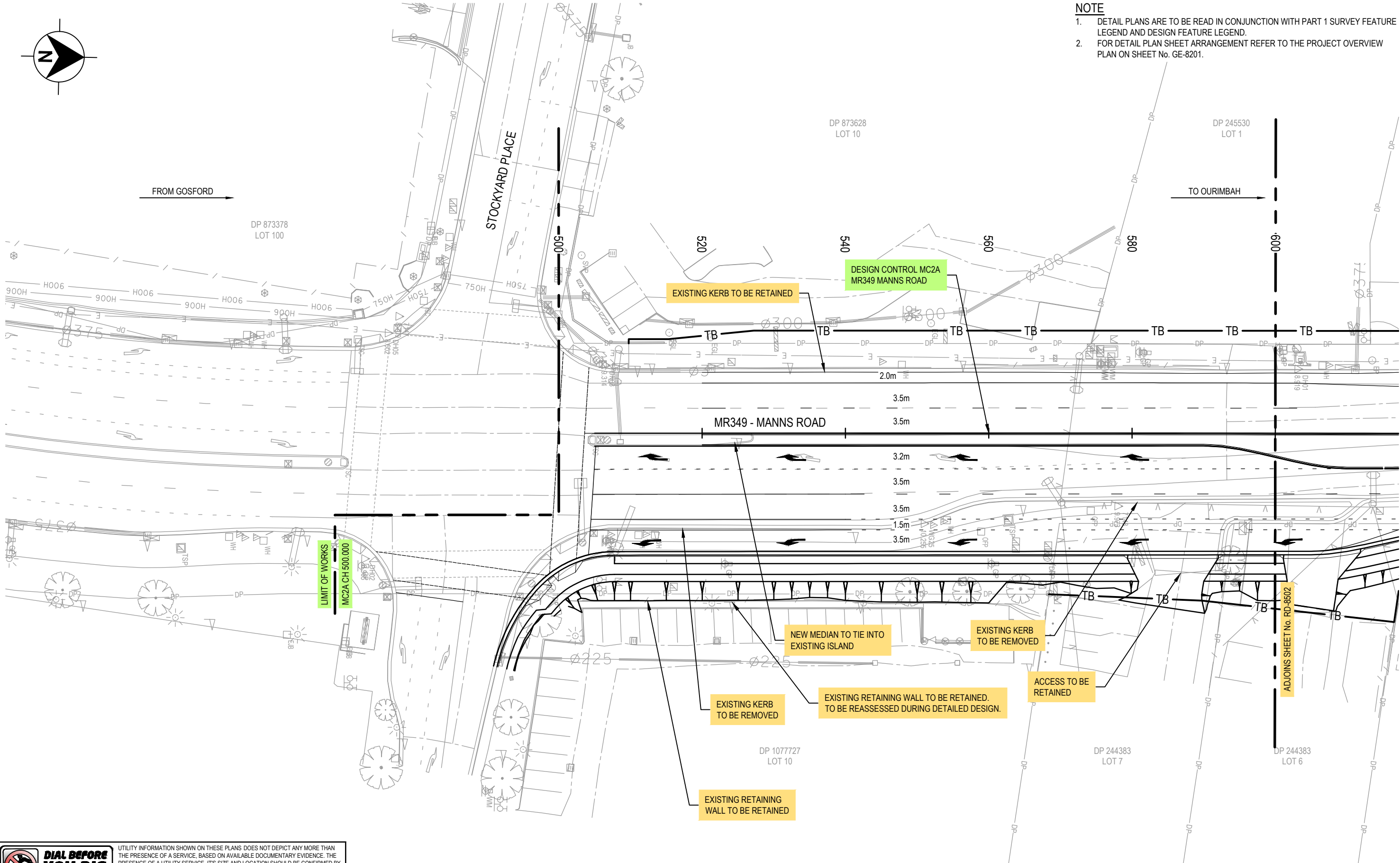


Appendix B

Concept design plans



- NOTE**
1. DETAIL PLANS ARE TO BE READ IN CONJUNCTION WITH PART 1 SURVEY FEATURE LEGEND AND DESIGN FEATURE LEGEND.
 2. FOR DETAIL PLAN SHEET ARRANGEMENT REFER TO THE PROJECT OVERVIEW PLAN ON SHEET No. GE-8201.



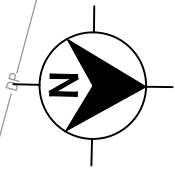
THIS DRAWING MAY BE PREPARED IN COLOUR AND MAY BE INCOMPLETE IF COPIED



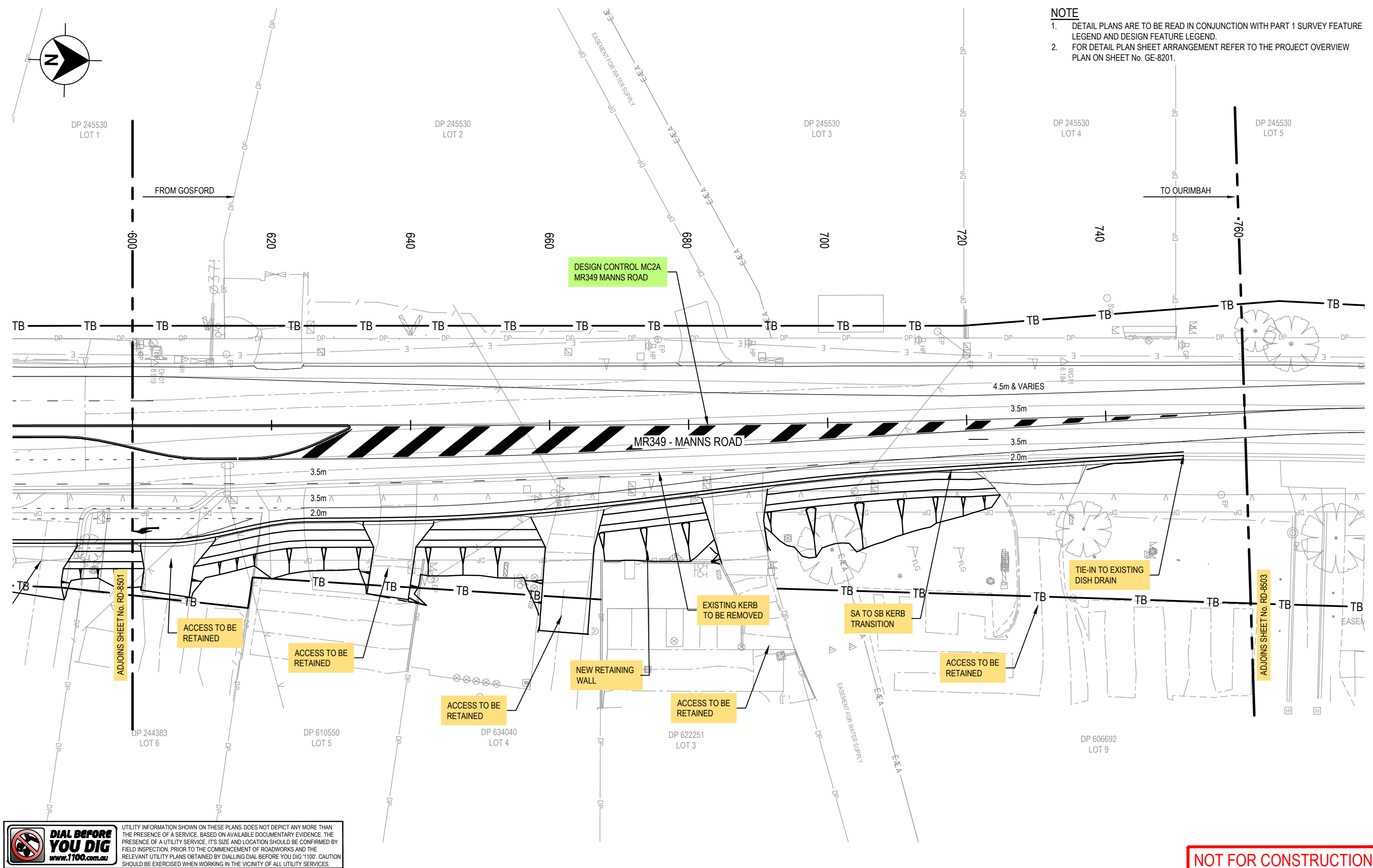
UTILITY INFORMATION SHOWN ON THESE PLANS DOES NOT DEPICT ANY MORE THAN THE PRESENCE OF A SERVICE, BASED ON AVAILABLE DOCUMENTARY EVIDENCE. THE PRESENCE OF A UTILITY SERVICE, ITS SIZE AND LOCATION SHOULD BE CONFIRMED BY FIELD INSPECTION, PRIOR TO THE COMMENCEMENT OF ROADWORKS AND THE RELEVANT UTILITY PLANS OBTAINED BY DIALLING DIAL BEFORE YOU DIG '1100'. CAUTION SHOULD BE EXERCISED WHEN WORKING IN THE VICINITY OF ALL UTILITY SERVICES.

NOT FOR CONSTRUCTION

DRAWING FILE LOCATION / NAME G:\2219033\CADD\Drawings\3.1_South-Int_Road-Design\22-19033-RD-8500.dwg		DESIGN LOT CODE 00-22-19033_DESIGN INDEX.inp	DESIGN MODEL FILE(S) USED FOR DOCUMENTATION OF THIS DRAWING 00-22-19033_DESIGN INDEX.inp	PLOT DATE / TIME 21/09/2018 11:38 AM	PLOT BY cepurdon	CLIENT NSW Government Transport Roads & Maritime Services	WEST GOSFORD TO NARARA - CENTRAL COAST COUNCIL MR349 - MANN'S ROAD MANN'S ROAD UPGRADE VOLUME 3 - SOUTHERN INTERSECTION DETAIL PLAN MC2A, CH 500 TO CH 600 RMS REGISTRATION No. DS2017 / 002307 ISSUE STATUS 80% CONCEPT DESIGN	PART 2 SHEET No. RD-8501 ISSUE B
EXTERNAL REFERENCE FILES		WVR No. QA033-003 QA033-006	APPROVAL G.W. G.M.	SCALES ON A3 SIZE DRAWING SCALE 1:500 0 5 10 AT A3	DRAWINGS / DESIGN PREPARED BY		SHEET 1 OF 3	
REV DATE AMENDMENT / REVISION DESCRIPTION		CO-ORDINATE SYSTEM MGA ZONE 56		HEIGHT DATUM AHD		PREPARED FOR CENTRAL COAST TUGGERAH INFRASTRUCTURE DELIVERY		
A	18.05.18	80% CONCEPT DESIGN		TITLE NAME DATE		PROJECT MNGR D.WYLDE 24.08.18		
B	24.08.18	80% CONCEPT DESIGN - FINAL		DRAWN C.PURDON 24.08.18		DESIGN D.McCARTHY 24.08.18		
				DRG CHECK I.SMITH 24.08.18		DESIGN CHECK D.WYLDE 24.08.18		
				DESIGN MNGR A.SNEDDON 24.08.18		PROJECT MNGR D.WYLDE 24.08.18		



- NOTE**
1. DETAIL PLANS ARE TO BE READ IN CONJUNCTION WITH PART 1 SURVEY FEATURE LEGEND AND DESIGN FEATURE LEGEND.
 2. FOR DETAIL PLAN SHEET ARRANGEMENT REFER TO THE PROJECT OVERVIEW PLAN ON SHEET No. GE-8201.



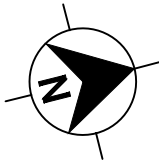
THIS DRAWING MAY BE PREPARED IN COLOUR AND MAY BE INCOMPLETE IF COPIED



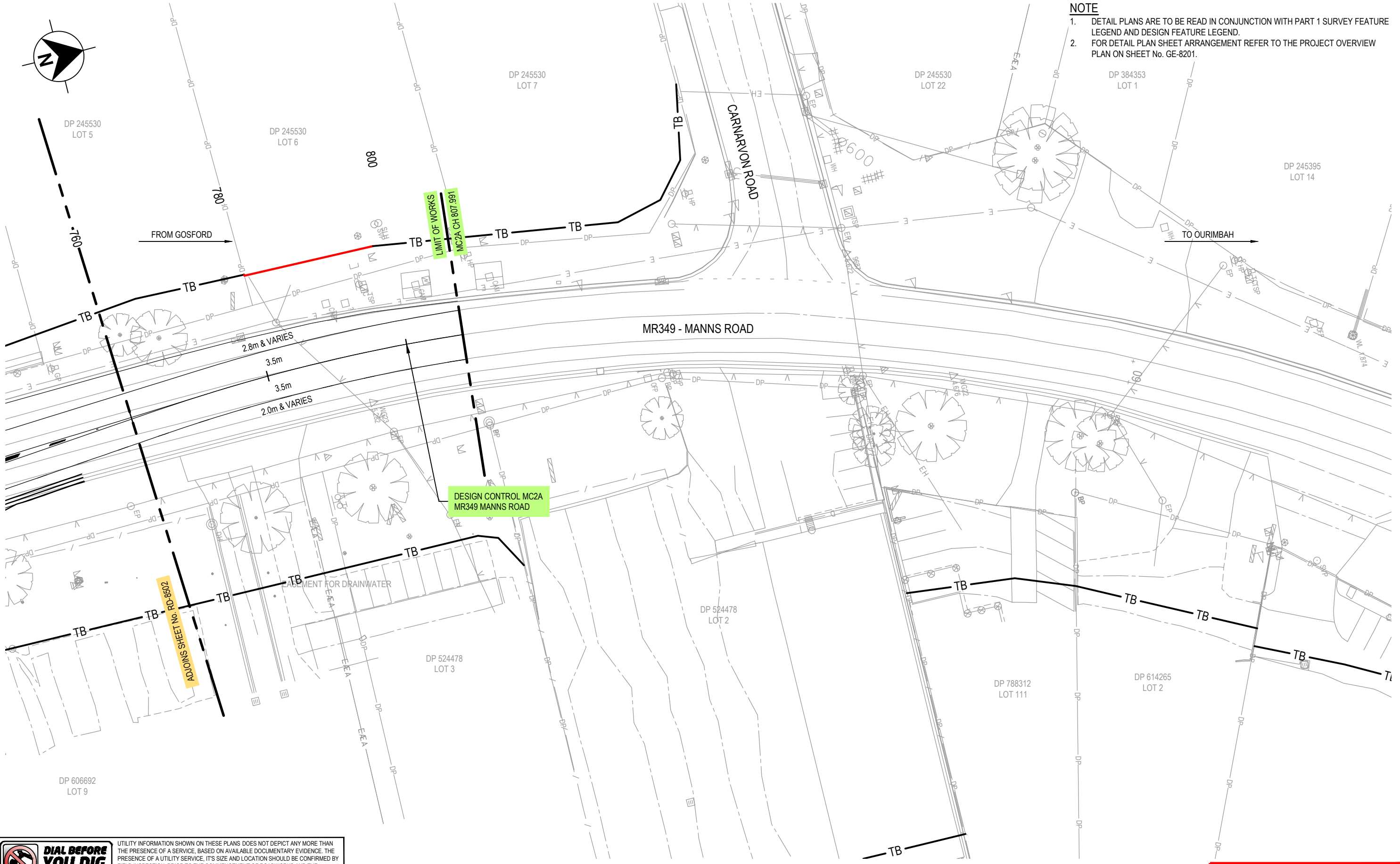
UTILITY INFORMATION SHOWN ON THESE PLANS DOES NOT DEPICT ANY MORE THAN THE PRESENCE OF A SERVICE, BASED ON AVAILABLE DOCUMENTARY EVIDENCE. THE PRESENCE OF A UTILITY SERVICE, ITS SIZE AND LOCATION SHOULD BE CONFIRMED BY FIELD INSPECTION, PRIOR TO THE COMMENCEMENT OF ROADWORKS AND THE RELEVANT UTILITY PLANS OBTAINED BY DIALLING DIAL BEFORE YOU DIG '1100'. CAUTION SHOULD BE EXERCISED WHEN WORKING IN THE VICINITY OF ALL UTILITY SERVICES.

NOT FOR CONSTRUCTION

DRAWING FILE LOCATION / NAME G:\22\19033\CADD\Drawings\3.1_South-Int_Road-Design\22-19033-RD-8500.dwg		DESIGN LOT CODE 00-22-19033_DESIGN INDEX.inp	PLOT DATE / TIME 21/09/2018 11:38 AM	PLOT BY cepurdon	CLIENT WEST GOSFORD TO NARARA - CENTRAL COAST COUNCIL	MR349 - MANN'S ROAD MANN'S ROAD UPGRADE VOLUME 3 - SOUTHERN INTERSECTION DETAIL PLAN MC2A, CH 600 TO CH 760 SHEET 2 OF 3
EXTERNAL REFERENCE FILES		WVR No. APPROVAL QA033-003 G.W. QA033-006 G.M.	TITLE DRAWN C.PURDON 24.08.18 DRG CHECK I.SMITH 24.08.18 DESIGN D.McCARTHY 24.08.18 DESIGN CHECK D.WYLDE 24.08.18 DESIGN MNGR A.SNEDDON 24.08.18 PROJECT MNGR D.WYLDE 24.08.18	NAME C.PURDON I.SMITH D.McCARTHY D.WYLDE A.SNEDDON D.WYLDE	DATE 24.08.18 24.08.18 24.08.18 24.08.18 24.08.18 24.08.18	
REV DATE AMENDMENT / REVISION DESCRIPTION A 18.05.18 80% CONCEPT DESIGN B 24.08.18 80% CONCEPT DESIGN - FINAL		SCALES ON A3 SIZE DRAWING SCALE 1:500 AT A3 CO-ORDINATE SYSTEM MGA ZONE 56 HEIGHT DATUM AHD	DRAWINGS / DESIGN PREPARED BY GHD Newcastle NSW 2300 Australia Level 3, GHD Tower, 24 Honeysuckle Drive PO Box 5403 Hunter Rgn Mail Cent, NSW 2310 T 61 2 4979 9999 F 61 2 4979 9988 E ntmial@ghd.com W www.ghd.com		PREPARED FOR CENTRAL COAST TUGGERAH INFRASTRUCTURE DELIVERY	PART 2 ISSUE B



- NOTE**
1. DETAIL PLANS ARE TO BE READ IN CONJUNCTION WITH PART 1 SURVEY FEATURE LEGEND AND DESIGN FEATURE LEGEND.
 2. FOR DETAIL PLAN SHEET ARRANGEMENT REFER TO THE PROJECT OVERVIEW PLAN ON SHEET No. GE-8201.



THIS DRAWING MAY BE PREPARED IN COLOUR AND MAY BE INCOMPLETE IF COPIED



UTILITY INFORMATION SHOWN ON THESE PLANS DOES NOT DEPICT ANY MORE THAN THE PRESENCE OF A SERVICE, BASED ON AVAILABLE DOCUMENTARY EVIDENCE. THE PRESENCE OF A UTILITY SERVICE, ITS SIZE AND LOCATION SHOULD BE CONFIRMED BY FIELD INSPECTION, PRIOR TO THE COMMENCEMENT OF ROADWORKS AND THE RELEVANT UTILITY PLANS OBTAINED BY DIALLING DIAL BEFORE YOU DIG '1100'. CAUTION SHOULD BE EXERCISED WHEN WORKING IN THE VICINITY OF ALL UTILITY SERVICES.

NOT FOR CONSTRUCTION

DRAWING FILE LOCATION / NAME G:\2219033\CADD\Drawings\3.1_South-Int_Road-Design\22-19033-RD-8500.dwg		DESIGN LOT CODE 00-22-19033_DESIGN INDEX.inp	PLOT DATE / TIME 21/09/2018 11:38 AM	PLOT BY cepurdon	CLIENT WEST GOSFORD TO NARARA - CENTRAL COAST COUNCIL	MR349 - MANN'S ROAD MANN'S ROAD UPGRADE VOLUME 3 - SOUTHERN INTERSECTION DETAIL PLAN MC2A, CH 760 TO CH 807.991 SHEET 3 OF 3	
EXTERNAL REFERENCE FILES		DESIGN MODEL FILE(S) USED FOR DOCUMENTATION OF THIS DRAWING 00-22-19033_DESIGN INDEX.inp	DRAWINGS / DESIGN PREPARED BY		NSW GOVERNMENT Transport Roads & Maritime Services		
REV	DATE	AMENDMENT / REVISION DESCRIPTION	SCALE ON A3 SIZE DRAWING	TITLE	NAME	DATE	
A	18.05.18	80% CONCEPT DESIGN	 SCALE 1:500 AT A3	DRAWN	C.PURDON	24.08.18	
B	24.08.18	80% CONCEPT DESIGN - FINAL		 GHD Newcastle NSW 2300 Australia Level 3, GHD Tower, 24 Honeysuckle Drive PO Box 5403 Hunter Rgn Mail Cent, NSW 2310 T 61 2 4979 9999 F 61 2 4979 9988 E ntm@mail@ghd.com W www.ghd.com	DRG CHECK	I.SMITH	24.08.18
			CO-ORDINATE SYSTEM MGA ZONE 56	HEIGHT DATUM AHD	DESIGN	D.McCARTHY	24.08.18
				DESIGN CHECK	D.WYLDE	24.08.18	
				DESIGN MNGR	A.SNEDDON	24.08.18	
				PROJECT MNGR	D.WYLDE	24.08.18	
PREPARED FOR CENTRAL COAST TUGGERAH INFRASTRUCTURE DELIVERY					RMS REGISTRATION No DS2017 / 002307	PART 2	
ISSUE STATUS 80% CONCEPT DESIGN					EDMS No.	SHEET No. RD-8503	
					ISSUE B		